

PART LIST

Part No.	Description	Size No.	Q'ty	Part No.	Description	Size No.	Q'ty
1	Base		1	52	Contactator	A9-40-00 (COIL: AC24V)	2
2	Hex. Cap Bolt	M8x20	12	52A	Contactator (Not shown, Non CE)	C09D10A7 (COIL: AC24V)	2
3	Spring Washer	M8	12	53	Contactator	A12-30-10 (COIL: AC24V)	1
4	Washer	M8	12	53A	Contactator (Not shown, Non CE)	C12D10A7 (COIL: AC24V)	1
5	Supporter		1	54	Fuse Seat	10x38-1P	2
6	Set Screw	M6x6	4	55	Fuse Seat	ASK2S / (5X20-1P)	3
7	Hex. Socket Cap Screw	M6x12	4	55A	Fuse Seat (Not shown, Non CE)	6X30-1P	3
8	Bracket		6	56	Transformer	CE-250VA	1
9	Nut	M8	12	57	Relay PC Board	M1-RLY	1
10	Spring Washer	M8	12	58	Connector PC Board	WT-M3-TL	1
11	Washer	M8	12	59	Dual Terminal Connector	ASL-TD-015H	10
12	Front and Rear Tray		2	60	Fuse Seat	10x38-1P	3
13	Hex. Cap Bolt	M8x20	12	61	Ground Terminal Connector	AVK10T	1
14	Chip Drawer		1	61A	Ground Terminal Connector (Not shown, Non CE)	HT-4E	1
15	Side Coolant Tray		1	62	Terminal Connector	AVK10	3
16	Washer	M8	2	62A	Terminal Connector (Not shown, Not CE)	HT-10	3
17	Spring Washer	M8	2	63	Grounding Plate	G-8P	1
18	Hex. Cap Bolt	M8x16	2	64	Overload Contactator	ABB-TA25DU 4.5~6.5A	1
19	Coolant Pump		1	64A	Overload Contactator (Not shown, Non CE)	NTH-4.5~6.5A	1
20	Hex. Cap Bolt	M6x12	2	65	Overload Connector	ABB-TA25DU 1.7~2.4A	1
21	Washer	M6	2	65A	Overload Relay (Not shown, Not CE)	NTH-1.4~1.9A	1
22	Pump Plate		1	67	Electric Box Cover		1
23	Button Head Socket Screw	M6x12	2	68	Power Switch (Upper)	YMXN6	1
24	Plate		1	69	Washer	M6	1
25	Button Head Socket Screw	M6x8	4	70	Spring Washer	M6	1
26	Retrieving Ramp		1	71	Hex. Socket Cap Screw	M6x30	1
27	Washer	M12	6	72	Hinges	Ø8x50	2
28	Spring Washer	M12	6	73	Main PC Board	WT-M1	1
29	Hex. Cap Bolt	M12x20	6	74	Control Panel		1
30	Side Plate		1	74-1	Control PCB		1
31	Washer	M8	3	75	Counter		1
32	Spring Washer	M8	3	76	Button Head Socket Screw	M5x8	10
33	Hex. Cap Bolt	M8x16	3	77	Key Lock Power Switch		1
34	Washer	M8	2	78	Cutting Feed Rate		1
35	Spring Washer	M8	2	79	Cycle Start Switch		1
36	Hex. Cap Bolt	M8x16	2	80	Emergency Stop Button		1
37	Hydraulic Unit		1	81	Stroke Panel		1
38	Hex. Cap Bolt	M8x16	2	81-1	Bow Height PCB		1
39	Front Plate		1	82	Stroke Height Switch		1
40	Button Head Socket Screw	M6x8	4	83	Button Head Socket Screw	M5x8	4
41	Hex. Cap Bolt	M12x70	4	84	Plate		1
42	Nut	M12	4	85	Handle		2
43	Rear Plate		1	86	Button Head Socket Screw	M5x8	4
44	Button Head Socket Screw	M6x8	4	87	Control Box		1
45	Vise Pressure Adjusting Valve		1	98	Plate		1
46	Electrical Box		1	99	Button Head Socket Screw	M5x8	4
47	Washer	M6	4	100	Shaft		1
48	Hex. Socket Cap Screw	M6x16	4	101	Bearing	6000ZZ	1
49	Electrical Plate		1	102	Spring Washer	M10	1
50	Hex. Socket Cap Screw	M6x12	4	103	Nut	M10	1
51	Power Switch (Seat)	XA323B/B-40A	1	104	Cam Seat		1

PART LIST

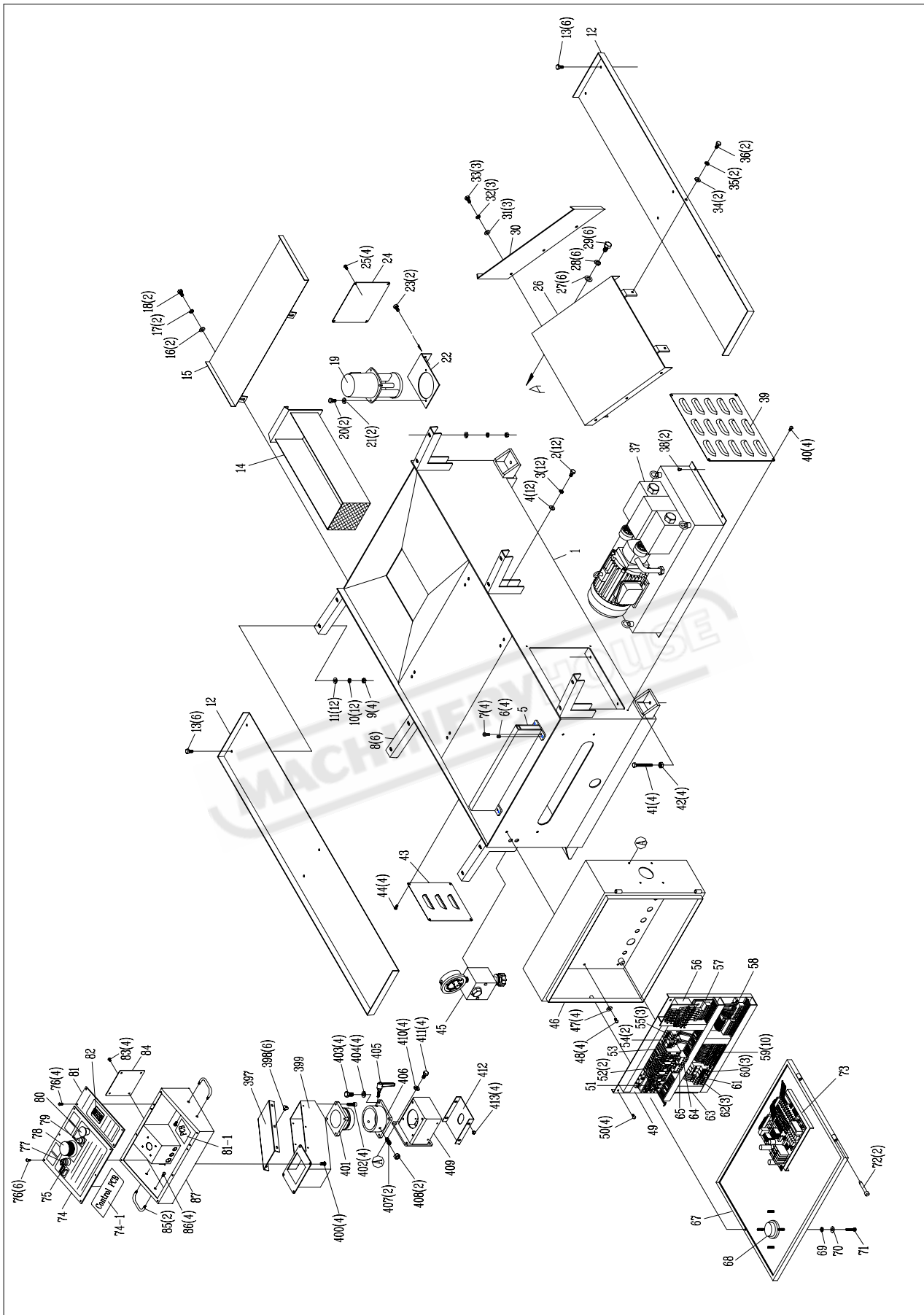
Part No.	Description	Size No.	Q'ty	Part No.	Description	Size No.	Q'ty
105	Button Head Socket Screw	M8x25	2	156	Nut	M20	1
106	C Ring	S16	1	157	Hex. Cap Bolt	M10x60	1
107	Hex. Socket Cap Screw	M10x40	1	158	Nut	M10	1
108	Extend Spring		1	159	Screw Holder		1
109	Nut	M10	1	160	Spring Bracket		1
110	Joint Plate		1	161	Washer	1/2	1
111	Set Bolt		1	162	Nut	1/2	1
112	Connect Unit		1	163	Spring Washer	M8	4
113	Hex. Socket Cap Screw	M10x50	1	164	Hex. Socket Cap Screw	M8x25	4
114	Handle Level		1	165	Cutting Bench		1
115	Nut	M12	1	166	Pin	Ø8x20	2
116	Handle		1	167	Hex. Socket Cap Screw	M10x60	2
117	Angle Setting		1	168	Cutting Plate		1
118	Hex. Socket Cap Screw	M8x20	2	169	Hex. Socket Cap Screw	M8x55	2
119	Set Block		1	170	Hex. Socket Cap Screw	M8x20	2
120	Button Head Socket Screw	M6x8	2	171	Vise Jaw-Left		1
121	Cover		1	172	Vise jaw-Right		1
122	Hex. Socket Cap Screw	M10x40	1	173	Hex. Socket Cap Screw	M10x30	8
123	Washer		1	174	Hex. Socket Cap Screw	M8x20	4
124	Angle Wheel		1	175	Vise Plate		1
125	Wire Connector		1	176	Hex. Socket Cap Screw	M8x20	1
126	Hex. Cap Bolt	M5x15	1	177	Hex. Socket Cap Screw	M12x30	2
127	Bush		1	178	Vise Jaw		1
128	Steel Wire	Ø1.2x1240	1	179	Vise Slide		1
129	Extend Spring		1	180	Cylinder		1
130	Bed Plate		2	181	Hex. Socket Cap Screw	M12x30	2
131	Pin	Ø8x20	4	182	Hex. Socket Cap Screw	M10x40	4
132	Hex. Socket Cap Screw	M12x70	4	183	Vise Bench		1
133	Set Screw	M12x30	4	184	Bench Supporter		1
134	Bed		1	185	Nut		1
135	Nut	M10	1	186	Spring Washer	M10	2
136	Hex. Socket Cap Screw	M10x40	1	187	Hex. Socket Cap Screw	M10x25	2
137	Seating Block		2	188	Washer	M10	1
138	Hex. Socket Cap Screw	M10x35	4	189	Bearing	6200ZZ	1
139	Hex. Socket Cap Screw	M10x20	5	190	Spring Washer	M10	2
140	Spring Washer	M10	5	191	Hex. Socket Cap Screw	M10x30	1
141	Pin	Ø8x20	2	192	Handle		1
142	Angle Plate		1	193	Handle Rod		1
143	Lower Cover		1	194	Nut	M10	1
144	Hex. Socket Cap Screw	M8x20	8	195	Adjusting Part		1
145	Hex. Cap Bolt	M5X15	1	196	Set Screw	M8x8	2
146	Wire Connector		1	197	C Ring	S17	2
147	Swiveling		1	198	Shaft		1
148	Shaft		1	199	Key	5x5x20	1
149	Taper Bearing	30312	2	200	Cam		1
150	Upper Cover		1	201	Hex. Socket Cap Screw	M6x16	1
151	Set Screw	M6x25	1	202	Hex. Cap Bolt	M6x16	1
152	Hex. Socket Cap Screw	M8x20	8	203	Nut	M6	1
153	Tighten Plate		1	204	Bolt		1
154	O Ring	ØP60	2	205	Hex. Socket Cap Screw	M8x40	2
155	Hex. Cap Bolt	M20x65	1	206	Spring Washer	M8	2

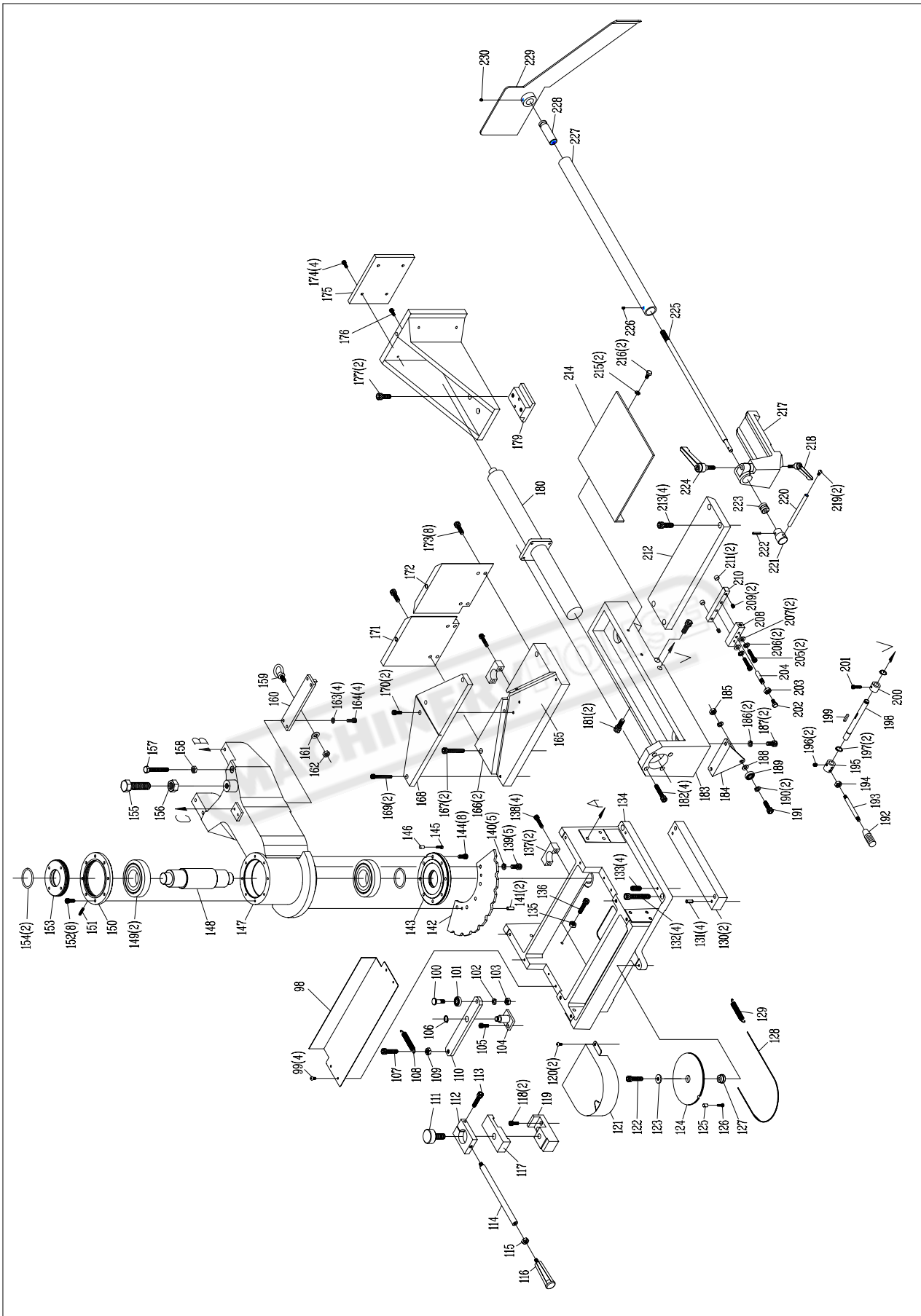
PART LIST

Part No.	Description	Size No.	Q'ty	Part No.	Description	Size No.	Q'ty
207	Washer	M8	2	257	Drive Wheel		1
208	Set Block		1	258	Washer		1
209	Set Screw	M8x8	2	259	Flat Head Hex. Soc. Screw	M12x25	1
210	Set Block		1	260	Button Head Socket Screw	M6x12	2
211	Copper Parts		2	261	Flat Head Hex. Soc. Screw	M4x10	2
212	Vise Guide		1	262	Cover Location Seat		1
213	Hex. Socket Cap Screw	M12x35	4	263	Cover Location Inlet		1
214	Plate		1	264	Block		1
215	Spring Washer	M8	2	265	Button Head Socket Screw	M8x40	2
216	Hex. Cap Bolt	M8x20	2	266	Button Head Socket Screw	M6x20	4
217	Retrieval Vise		1	267	Set Block		2
218	Set Handle	M8x30	2	268	Pin	Ø5x50	2
219	Round Head Screw	M6x8	2	269	Taper Bearing	32007	2
220	Handle		1	270	Idle Wheel		1
221	Handle Seat		1	271	Anti-Dust Cover	Ø35	2
222	Pin	Ø6x28	1	272	Star Washer	AW07	1
223	Screw Sleeve		1	273	Nut		1
224	Set Handle	M12x45	1	274	Hex. Cap Bolt	M8x60	1
225	Rod		1	275	Nut	M8	1
226	Set Screw	M8x8	1	278	Disc Washer		8
227	Sleeve Rod		1	279	Plate		1
228	Shaft		1	279-1	Bushing		1
229	Mobile Fence		1	279-2	Blade Tension Gauge		1
230	Set Screw	M8x8	1	279-3	Bearing	51203	1
231	Blade Cover		1	282	Set Screw	M8x10	1
231-1	Button Head Socket Screw	M5x8	2	283	Handle Wheel		1
232	Button Head Socket Screw	M6x12	4	284	Handle		1
233	Free Set		2	285	Slide Bolt		1
234	Flat Head Hex. Soc. Screw	M4x10	2	286	Washer		1
235	Cover Set		1	287	C Ring	S35	2
236	Wire Brush Guard		1	288	Shaft	Ø14x70	1
237	Button Head Socket Screw	M5x8	2	289	Slide		1
238	Hex. Socket Cap Screw	M6x16	1	290	Shaft Device		1
239	Washer	M6	1	291	Oil Nozzle	1/16"	1
240	Washer		1	292	Set Screw	M12x25	1
241	Brush Drive Wheel		1	293	Blade Cover		1
242	Sleeve		1	294	Button Head Socket Screw	M5x8	4
243	Set Screw	M6x6	3	295	Cover Switch		1
244	Set Bush		2	296	Hex. Socket Cap Screw	M4x30	2
245	Brush Rod		1	297	Slide Guide		2
246	Brush Bracket		1	298	Slide Plate		2
247	Hex. Socket Cap Screw	M8x40	1	299	Spring Washer	M10	6
248	Shaft		1	300	Hex. Socket Cap Screw	M10x55	6
249	Hex. Socket Cap Screw	M6x8	2	301	Limit Switch		1
250	Set Tube		1	302	Hex. Socket Cap Screw	M4x35	2
251	Brush		1	303	Saw Bow Cylinder		1
252	Washer	M6	1	304	C Ring	S16	4
253	Nut	M6	1	305	Cylinder Seat		1
254	Saw Bow		1	306	Lower Shaft		1
255	Spring Washer	M12	4	307	Hex. Socket Cap Screw	M8x20	2
256	Hex. Cap Bolt	M12x40	4	308	Holder		1

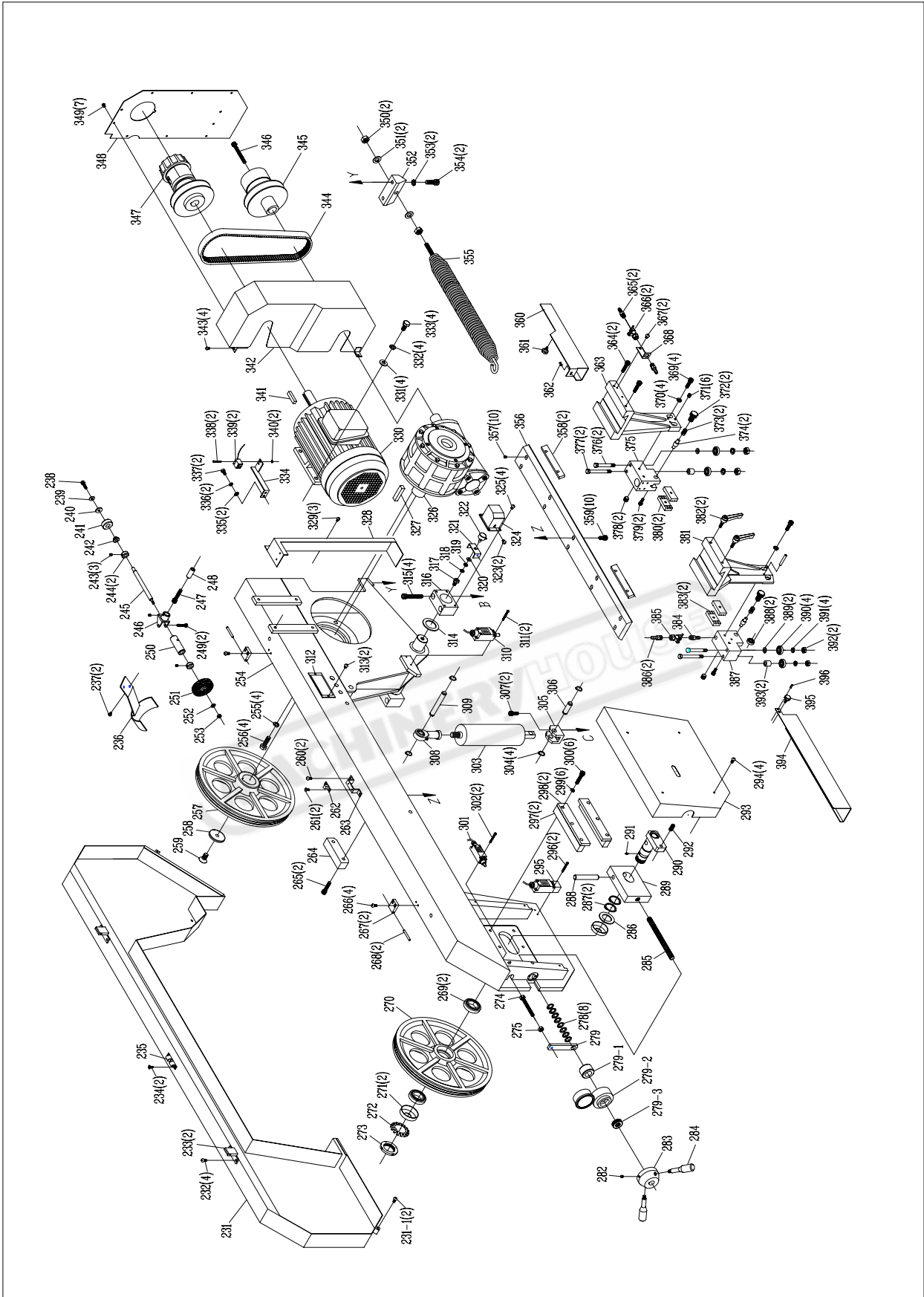
PART LIST

Part No.	Description	Size No.	Q'ty	Part No.	Description	Size No.	Q'ty
309	Upper Shaft		1	362	Pin	Ø4x12	1
310	Limit Switch		1	363	Adjustable Bracket-Right		1
311	Hex. Socket Cap Screw	M4x30	2	364	Hex. Socket Cap Screw	M8x30	2
312	Indicator Seating		1	365	Pipe Fitting	1/4PTx1/4	2
313	Button Head Socket Screw	M5x8	2	366	On/Off Valve	1/4"	2
314	Washer		1	367	Button Head Socket Screw	M6x8	2
315	Hex. Socket Cap Screw	M12x65	4	368	Set Plate		1
316	Set Block		1	369	Hex. Socket Cap Screw	M8x25	4
317	Hex. Cap Bolt	M10x20	1	370	Spring Washer	M8	4
318	Nut		1	371	Set Screw	M8x16	6
319	Spring Washer		1	372	Adjustable Screw		2
320	Washer		1	373	Spring		2
321	Sensor Bracket		1	374	Shaft		2
322	Sensor		1	375	Guide Bracket-Right		1
323	Round Head Screw	M4x10	2	376	Bearing Shaft-Short		2
324	Cover		1	377	Bearing Shaft-Long		2
325	Button Head Socket Screw	M5x8	4	378	Set Screw	M12x10	2
326	Gear Box		1	379	Hex. Socket Cap Screw	M6x16	2
327	Key	12x8x50	1	380	Set Guide		2
328	Side Cover		1	381	Adjustable Bracket-Left		1
329	Button Head Socket Screw	M5x8	3	382	Lock Handle	M8x30	2
330	Motor		1	383	Adjusting Guide		2
331	Washer	M8	4	384	Pipe Fitting		1
332	Spring Washer	M8	4	385	On/Off Valve	1/4"	1
333	Hex. Cap Bolt	M8x30	4	386	Pipe Fitting	1/4x1/4PT	2
334	Set Plate		1	387	Guide Bracket-Left		1
335	Washer	M6	2	388	Bearing	6000ZZ	2
336	Spring Washer	M6	2	389	Washer	M10x19x2	2
337	Hex. Socket Cap Screw	M6x12	2	390	Bearing	6200ZZ	4
338	Round Head Screw	M3x20	2	391	Spring Washer	M10	4
339	Sensor		1	392	Nut	M10	4
340	Nut	M3	2	393	Bush	Ø10x19x19	2
341	Key	10x8x40	1	394	Blade Guide-Left		1
342	Pulley Cover		1	395	Knob	M5x8	1
343	Button Head Socket Screw	M5x8	4	396	Pin	Ø4x12	1
344	Belt	1922V426	1	397	Cover		1
345	Input Pulley		1	398	Round Head Screw	M6x8	6
346	Hex. Socket Cap Screw	M8x65	1	399	Control Box Bracket		1
347	Variable Speed Adjustable		1	400	Button Head Socket Screw	M6x8	4
348	Cover		1	401	Swiveling Bracket		1
349	Button Head Socket Screw	M5x8	7	402	Hex. Socket Cap Screw	M6x16	4
350	Nut	1/2"	2	403	Hex. Cap Bolt	M8x16	4
351	Washer	1/2"	2	404	Spring Washer	M8	4
352	Spring Bracket		1	405	Handle	M8x35	1
353	Spring Washer	M10	2	406	Swiveling Base		1
354	Hex. Socket Cap Screw	M10x25	2	407	Set Screw	M8x20	2
355	Tension Spring		1	408	Nut	M8	2
356	Brackets Slide		1	409	Connect Base		1
357	Set Screw	M10x16	10	410	Spring Washer	M8	4
358	Lock Block		2	411	Hex. Cap Bolt	M8x16	4
359	Hex. Socket Cap Screw	M10x20	10	412	Cover		1
360	Blade Guide-Right		1	413	Round Head Screw	M6x8	4
361	Knob	M5x8	1				





930407-VI



940518-V3